

Instructions on how to sign up and complete the Identifying Child Abuse and Neglect –Mandated Reporting in Early Care and Education Trainings

All training information and links can be found on www.childcarenj.com/Providers/Training

Please note: Only the health and safety training courses linked to below or the courses offered through your CCR&Rs will be counted towards your required training hours for DFD’s Subsidy Assistance Program Health and Safety Requirements.

You can go directly to the online course through this link – <https://ispri.ng/0B6Qp>

PLEASE NOTE:

Before beginning this training, please review the following information.


This training takes approximately 90-120 minutes to complete.

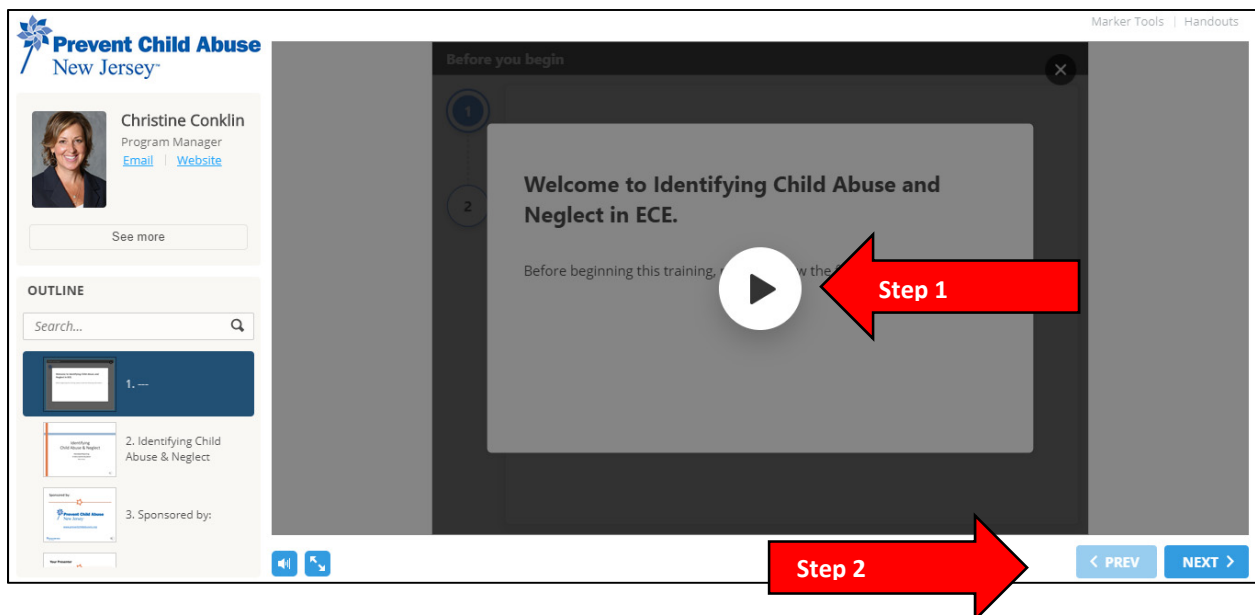
You must complete the training in one sitting. If you close or refresh the training at any time your progress will not be saved. If you close or refresh the training you will be prompted to start from the beginning.

Receiving Professional Development Credit for this Training.

In order to receive credit for this training you must:

1. Complete the entire training
2. Complete and Submit the **Attendance Confirmation Form** that can be found on the last slide of this training

Step 1: To begin the training, click the “Play”  button.



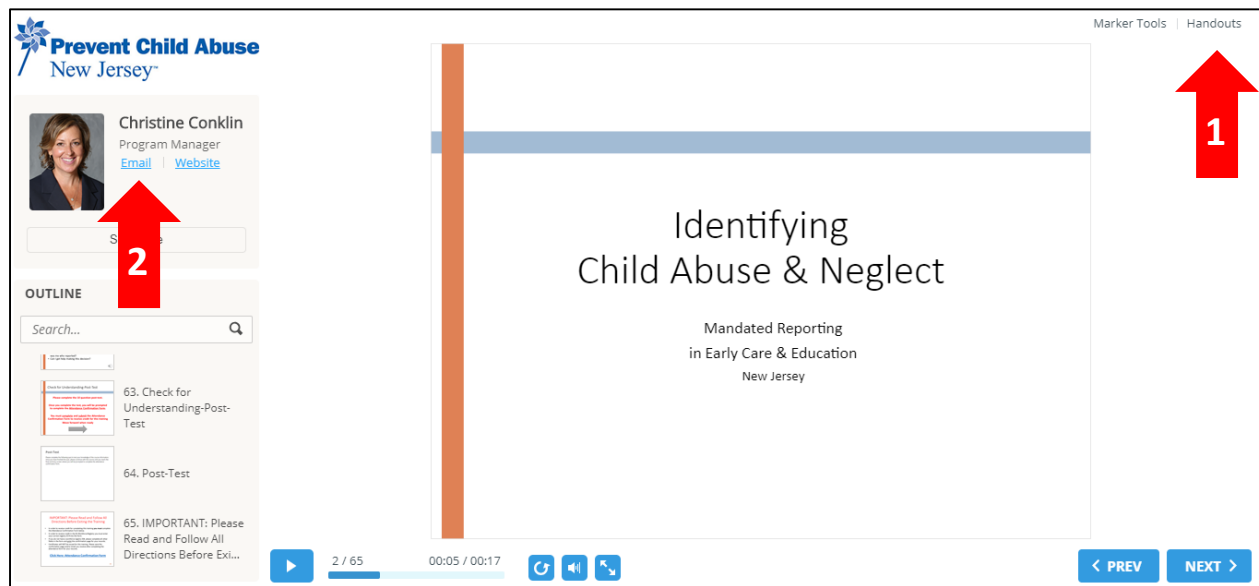
Step 2: Click “next” and carefully read the instructions prior to beginning the training. Once you have read through the instructions, the training will begin automatically.

The training plays automatically. Make sure your sound is on. You will only be able move to the next slide once you have watched the entire clip. After you have watched a clip you can move back and forth through your completed slides by using the “previous” and “next” buttons on the bottom right of the screen.

Handouts and Email Support

Handouts can be accessed and downloaded at any time during the training. To download the handouts click the “handouts” tab on the top right corner of the screen (Arrow #1 below)

Email Support: If you need assistance or have questions during the training click the “email” tab (Arrow #2 below) or email centraltac@preventchildabuse.nj.org



Receiving Professional Development Credit for this Training

CERTIFICATES WILL NOT BE ISSUED FOR THIS TRAINING. In order to receive your Professional Development credit for training you must complete and submit the training and complete the **ATTENDANCE CONFIRMATION FORM** located on the last slide of the training. Once you complete the online form you will receive an email verifying that you have completed the training. Keep this email for your records. If you provided a NJ Workforce Registry ID# when submitting the Attendance Confirmation Form, you will receive credit in the NJ Workforce Registry within 2-3 weeks.



Prevent Child Abuse New Jersey

Christine Conklin
Program Manager
[Email](#) | [Website](#)

See more

OUTLINE

Search...

1. IMPORTANT: Please Read and Follow All Directions Before Exiting the Training

IMPORTANT: Please Read and Follow All Directions Before Exiting the Training

- In order to receive credit for completing this training **you must** complete the Attendance Confirmation Form below.
- In order to receive credit in the NJ Workforce Registry you must enter your correct registry ID # into the form.
- If you do not have a workforce registry ID#, please complete all other fields in the form and print the confirmation page for your records.
- Certificates will NOT be issued for this training. Please save the confirmation page and/or email you receive after completing the attendance form for your records.

[Click Here: Attendance Confirmation Form](#)

65

1 / 1 00:18 / 00:20

< PREV NEXT >

For questions or technical support related to this training please contact Puja Mathur at centraltac@preventchildabusenj.org. We will respond to your email within 48 business hours.